

ABSTRACT


Pro-Active MOD-K531-232 is an ISO14443-A OEM Module equipped with an antenna :

- Read and write access to MIFARE® cards,
- Suitable for use with DESFIRE® cards as well as with other ISO 14443-A T=CL products,
- Philips MF RC531 chipset,
- TTL (0/+5V) Serial interface allows connecting to a PC as well as to a wide range of controller devices,

Same API as Pro-Active SpringProx and CSB products, available in ANSI C through a full-featured developers kit.

The antenna, featuring :

- a ferrite shield,
- a serial TTL (0/+5V) to RS interface,



SAMPLE APPLICATIONS

- Ticketing, transportation,
- Tracking,
- Loyalty,
- Private money payment, road toll pricing,
- Physical access control

Upon request, a dedicated firmware may be developed and embedded into the MOD-531 for the highest performances in your specific application.

ORDER CODES

Pro-Active MOD-K531 OEM module with antenna :

- MOD-K531-232

Related starter kit :

- SRK-K531

Pro-Active MOD-K531 OEM module without antenna or Pro-Active MOD-K531 OEM module + square antenna with RS422 interface : see related datasheet

Information in this document is subject to change without notice. No part of this document may be reproduced or transmitted in any form or by any means, electronic or mechanical, for any purpose, without the express written permission of PRO ACTIVE. PRO ACTIVE and the PRO ACTIVE logo are registered trademarks of PRO ACTIVE SARL. MIFARE, DESFire, PEGODA and Philips are trademarks of Philips.

DATASHEET

1/2



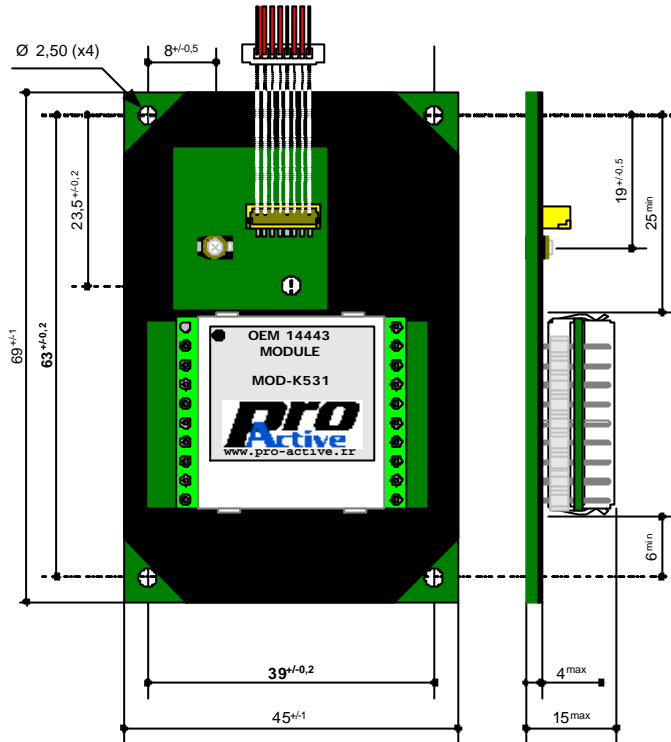
Pro Active
PARC GUTENBERG
13 VOIE LA CARDON
F-91120 PALAISEAU
France

Tél. : +33 164 532 010
Fax : +33 164 532 018

mail : info@pro-active.fr
web : www.pro-active.fr

S.A.R.L. capital of 100 000€
R.C.S. EVRY B 429 665 482
A.P.E. 722Z
VAT#. FR27 429 665 482 00015

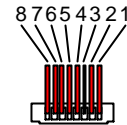
DETAILED VIEWS



Pinout

(fem. connector : JST SHR-08V-S-B)

- EN : 8 4 : VCC (5V)
- NMI : 7 3 : RXD (0/+5V)
- Ground : 6 2 : TXD (0/+5V)
- RESET : 5 1 : Ground



TECHNICAL DATA

DescriptionISO14443-A OEM Reader module with antenna.

Order code**MOD-K531-232**

Size69 x 45 x 13 mm

Weight30 g

Temperature range.....-20°C → +80°C

Power supply.....5 VDC

Power consumption.....90mA typ. (depending on antenna tuning and power mode)

Operating distance.....up to 60mm (depending both on the tag and on the antenna tuning)

Serial interfaceRX/TX, CMOS-TTL (0/+5V)
38400 bauds or 115200 bps
(8 bits, 1 stop, no parity, no flow control, other baudrates available on request)

TTL-CMOS I/Os...Green & red LEDs (soft. controlled)
Bi-directional USER pin (soft. controlled)
Module enable / Module reset pins

Other I/Os.....RC531 both MFOUT & MFIN pins for specific hardware development

Supported tag....MIFARE® Standard / UltraLight (native),
MIFARE® DESFire (soft. API),
ISO14443-A tags (soft. T=CL API),

Starter Kit.....Pro-Active SpringProx API (ANSI C)
(featuring the whole Philips MIFARE® / PEGODA® function set) available separately

Information in this document is subject to change without notice. No part of this document may be reproduced or transmitted in any form or by any means, electronic or mechanical, for any purpose, without the express written permission of PRO ACTIVE. PRO ACTIVE and the PRO ACTIVE logo are registered trademarks of PRO ACTIVE SARL. MIFARE, DESFire, PEGODA and Philips are trademarks of Philips.

DATASHEET



Pro Active
PARC GUTENBERG
13 VOIE LA CARDON
F-91120 PALAISEAU
France

Tél. : +33 164 532 010
Fax : +33 164 532 018

mail : info@pro-active.fr
web : www.pro-active.fr

S.A.R.L. capital of 100 000€
R.C.S. EVRY B 429 665 482
A.P.E. 722Z
VAT#. FR27 429 665 482 00015